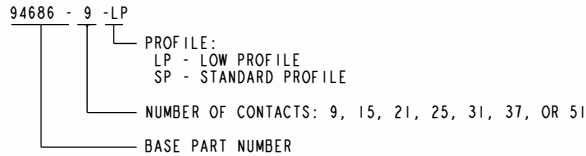


NOTES:

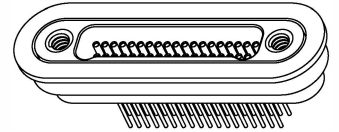
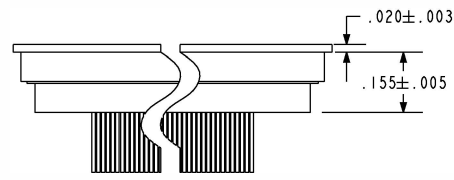
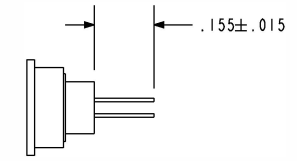
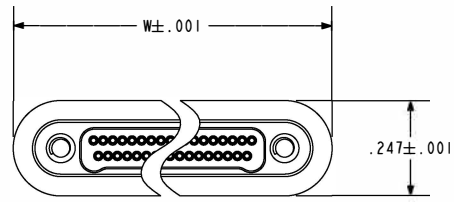
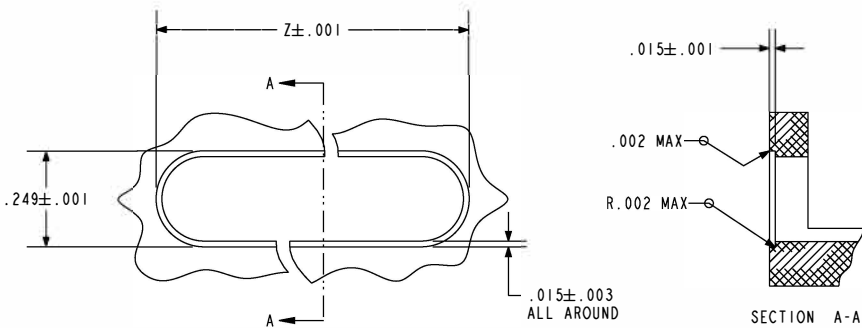
1. HOLES AND INTERFACE DIMENSIONS PER MIL-DTL-32139/4.
2. MATEABLE WITH CONNECTORS MANUFACTURED PER MIL-DTL-32139/3.
3. DESIGNED TO BE LASER WELDED TO AN ALUMINUM HOUSING.
4. HERMETIC LEAK RATE: LESS THAN OR EQUAL TO 1×10^{-9} CC/SEC He AT 1 ATM DIFFERENTIAL PRESSURE.
5. ELECTRICAL REQUIREMENTS:
 - INSULATION RESISTANCE: GREATER THAN 5,000 MEGOHMS AT $500 \pm 10\%$ VDC AT 25°C WHEN TESTED IAW MIL-STD-1344, METHOD 3003.
 - DIELECTRIC WITHSTANDING VOLTAGE: MUST SHOW NO EVIDENCE OF BREAKDOWN OR FLASHOVER WHEN SUBJECTED TO 600 VAC RMS 60Hz IAW MIL-STD-1344, METHOD 3001. DURATION OF APPLICATION TO BE 1 SEC MIN.

6. MATERIALS:
 - WELD FLANGE: 4XXX-SERIES ALUMINUM.
 - CONTACTS: 303 STAINLESS STEEL IAW SAE-AMS 5640R, TYPE I.
 - INSULATORS: KRYOFLEX 313 PROPRIETARY POLYCRYSTALLINE CERAMIC.
 - INSERT: 300-SERIES STAINLESS STEEL.
7. FINISH:
 - ELECTROLYTIC NICKEL PLATE IAW QQ-N-290, .000100/.000250 THICK.
 - GOLD PLATE IAW MIL-G-45204, TYPE III, GRADE A, .000075/.000125 THICK.

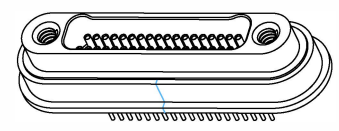
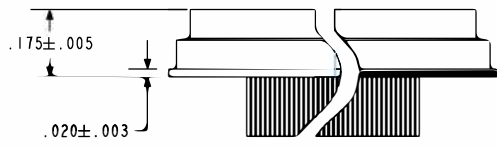
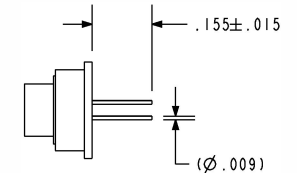
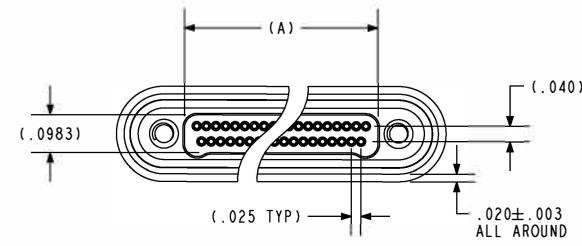
8. ORDERING INFORMATION:
 - PLEASE SPECIFY ACCORDING TO THE FOLLOWING



NUMBER OF CONTACTS	A	W	Z
9	.1633	.517	.519
15	.2383	.592	.594
21	.3133	.667	.669
25	.3633	.717	.719
31	.4383	.792	.794
37	.5133	.867	.869
51	.6883	1.042	1.044



(LOW PROFILE CONFIGURATION)
SCALE 2.000



(STANDARD PROFILE CONFIGURATION)
SCALE 2.000

HERMETIC SOLUTIONS GROUP
Enabling Technology

TITLE: <h2 style="text-align: center;">CONNECTOR, NANO, DUAL LOBE</h2>	THIRD ANGLE PROJECTION CAGE CODE: 64567 DOCUMENT: 0-94686
VERSION: -.0 RELEASE DATE: 03-22-11	SHEET: 1 OF 1
<h1>SALES DRAWING</h1>	